

# DRY BATTERY

## DRY | CONVENTIONAL

REF

# 12N12A-4A-1



12v

VOLTAGE - V

120A

CCA - A

12.6Ah

CAPACITY - Ah (20Hr)

12Ah

CAPACITY - Ah (10Hr)

### TECHNOLOGY

- Lead acid dry charged construction (absorbed acid)
- No acid in cells, must be filled with acid before use
- 6 & 12V batteries

### FEATURES

- Upright installation only
- Has to be checked periodically and refilled with water if necessary
- Internal gas emission through venting hole
- Handle with care to prevent acid spillage
- Regular life duration
- Does not need to be recharged while stocked

### UPGRADE FOR

### WEIGHT

Battery (with acid):

Approx 4.06kg

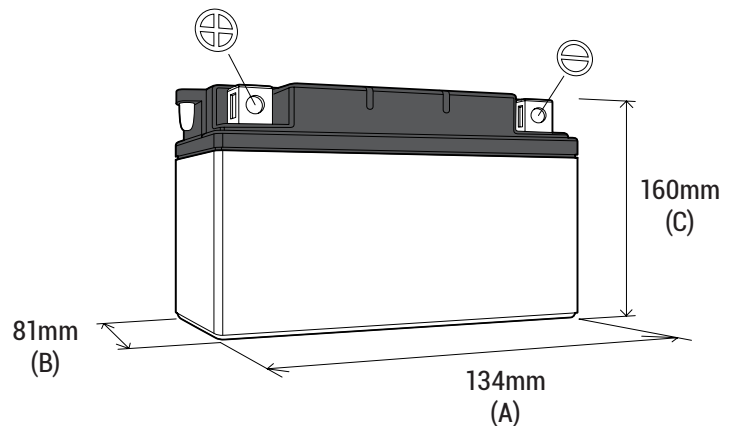
### MOUNTING ANGLE



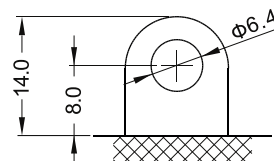
Upright installation only

### DIMENSIONS

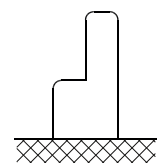
Length (A):	134mm ±2mm
Width (B):	81mm ±2mm
Container height:	160mm ±2mm
Total height (C):	160mm ±2mm



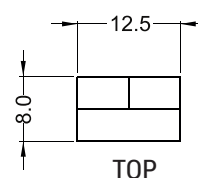
### TERMINALS (mm)



FRONT



SIDE



TOP